



art metal

G04 MAXI MARS

Construction:

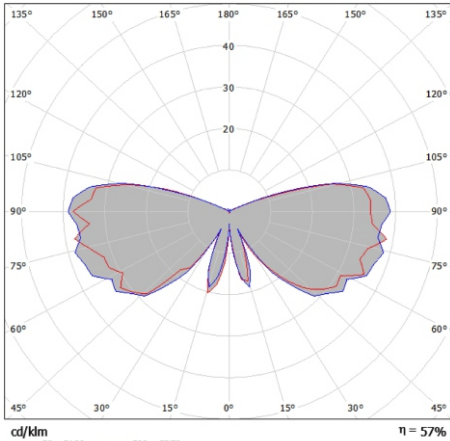
The unit consists of a basket (1) which holds a shade (2). An upper reflector (3) is attached to the basket. A tray (4) with an igniter module (5) and a lampholder (6) are mounted on the upper reflector (3). A bulb (7) is fitted into the lampholder. A RASTER (ODB-3) reflector (9) is mounted on the upper reflector (3). The metal basket (1) is closed with a decorative top cover (10). Gaskets (12) make the unit weather-tight. A lyre-shaped mounting holder (11) mounted on the basket from the bottom is used to attach the unit to a pole or bracket. A pivoting top cover (8) closes the basket (1) from the top. The maximum opening angle of the cover is limited by a cord. Accidental opening of the cover is prevented by a bolt. Gaskets (11) make the unit weather-tight. From the bottom, the unit may be ended with a lyre-like mounting holder (10).

Mounting instructions:

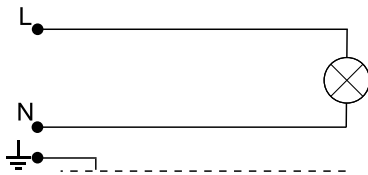
- *) -Put the shade (2) into the basket (1).
- *) -Mount the igniter module (5) and the lampholder (6) on the tray (4).
- Fix the upper reflector (3) to the basket (1).
- Make all the necessary electrical connections inside the unit.
- Put the bulb (7) in position in the lampholder (6) and attach the RASTER reflector (9).
- Make all the necessary electrical connections.
- Attach the cover (8) to the basket on the screws (10).

If any lantern elements are supplied factory-mounted, the mounting stages marked with *) should be omitted (as this has already been done by the manufacturer)

TECHNICAL DATA:



Photometry (polar plot)



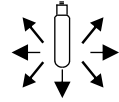
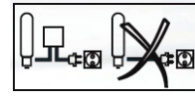
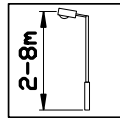
1. Incandescent bulb

Power: ~230/50Hz

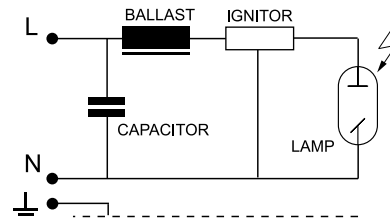
Protective class: I

IP65 - electrical part

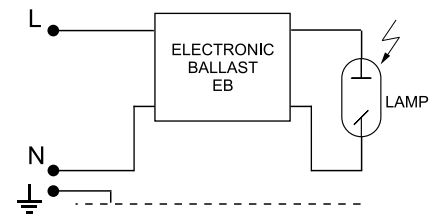
IP65 - optical part



ELECTRICAL DIAGRAM:



2. Sodium / metal halide lamps



3. Sodium / metal halide lamps

Type	Light-producing element	Lamp holder	Weight [kg]	P _n [W]		Luminary dimensions
				IC	EB	
G04 MH-70W	MH/HSI/HPI	E27	18,2	81	78	
G04 MH-100W	MH/HSI/HPI	E27	18,7	114	109	
G04 MH-150W	MH/HSI/HPI	E27	19,4	169	164	
G04 S-70W	WLS/SHP/SON	E27	18,2	81	78	
G04 S-100W	WLS/SHP/SON	E40	18,7	114	109	
G04 S-150W	WLS/SHP/SON	E40	19,4	169	164	
G04 Z-E/Z	Bulb / MINI - LINX	E27	16,7	Max. 60		

WARNING !! The weight of the unit may slightly differ for individual production batches.

