



art metal

02 LUNA

F.P.H. Art Metal Sp.j.

Ul. Jabłoniowa 124, 83-331 Łapino Kartuskie, Poland
Tel. 0048 58 681 80 78, Fax: 0048 58 681 80 64
www.art-metal.pl e-mail: biuro@art-metal.pl

Construction:

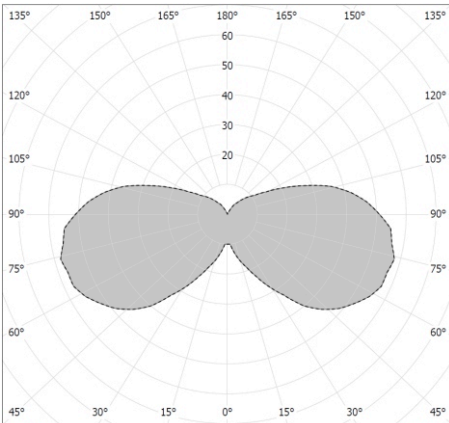
The unit includes a basket (1) holding a shade (2), held in place by rings (3). A reflector (4) and a tray (5) are fitted to the upper ring. A lampholder (6) and an igniter module (7) are mounted on the tray (5). A RASTER (ODB-3) reflector (8) can be mounted on the upper reflector (4) optionally. A lamp (9) is fitted to the lampholder. A pivoting decorative cup (10) closes the basket (1) from the top. Accidental opening of the cup is prevented by a fixing bolt. Gaskets (11) make the unit weather-tight.

Mounting instructions:

- *) -Put the shade (1) in the basket (2).
- *) -Mount the igniter module (6) and the lampholder (6) on the tray (5).
- *) -Fix the ring (3), the upper reflector (4) and the tray (5) to the basket (1)
- Connect the igniter module (7) to the electrical system.
- Attach the decorative cup (10) to the basket.
- Put the lamp (9) in the lampholder (6) and attach the RASTER reflector (8) to the upper reflector (4).
- Slide the unit over the pole or position it at its end
- Tighten the bolts fixing the unit.

If any lantern elements are supplied factory-mounted, the mounting stages marked with *) should be omitted (as this has already been done by the manufacturer)

TECHNICAL DATA:



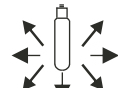
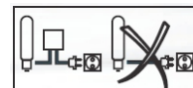
cd/klm
C0 - C180 C90 - C270
Photometry (polar plot)

Power: ~230/50Hz

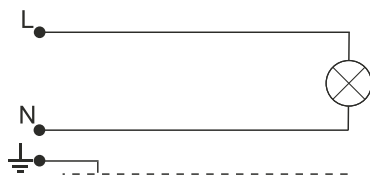
Protective class: I

IP44 -electrical part

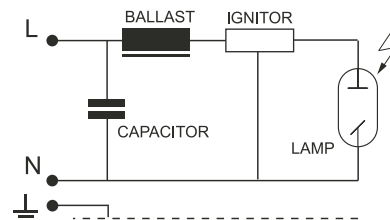
IP65 -optical part



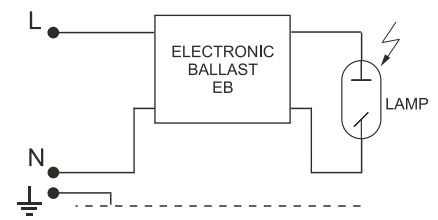
ELECTRICAL DIAGRAM:



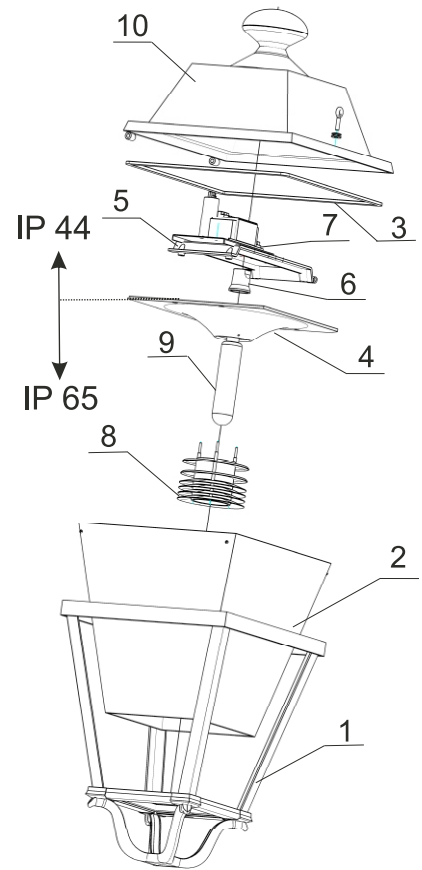
1. Incandescent bulb



2. Sodium / metal halide lamps



3. Sodium / metal halide lamps



Type	Light-producing element	Lamp holder	Weight [kg]	Pn [W]		Luminary dimensions
				IC	EB	
02MH-70W	MH/HSI/HPI	E27	12,6	81	75	<p>Wind area A = 0,28m²</p> <p>L/H/B 670/410/410</p>
02MH-100W	MH/HSI/HPI	E27	12,7	114	105	
02MH-150W	MH/HSI/HPI	E27	13,5	169	155	
02S-70W	WLS/SHP/SON	E27	12,6	81	75	
02S-100W	WLS/SHP/SON	E40	12,7	114	105	
02S-150W	WLS/SHP/SON	E40	13,7	169	155	
02Z-E/Z	Bulb / MINI - LINX	E27	11,1	Maks. 60		

WARNING !! The weight of the unit may slightly differ for individual production batches.

Sign:L-0002-01-04

Last revision: 2016.01.27

